

POWERTEACHER PRO

TRADITIONAL COURSE GRADES



GRANT WOOD
AREA EDUCATION AGENCY

AGENDA

- Introductions
- PowerTeacher Pro Highlights
- Transition Considerations
- PowerTeacher Pro Setup
- PowerTeacher Pro Overview
- Data Views
- Troubleshooting Tips

*We will take
a break halfway!*



LEARNING TARGETS:

1. I can list 3 enhancements for teachers available in the new gradebook.
2. I can enter assignments and score them in PowerTeacher Pro.
3. I can provide a recommendation for my building on how PowerTeacher Pro can be most effectively implemented this school year.

TRAINING FORMAT:

- PowerPoint

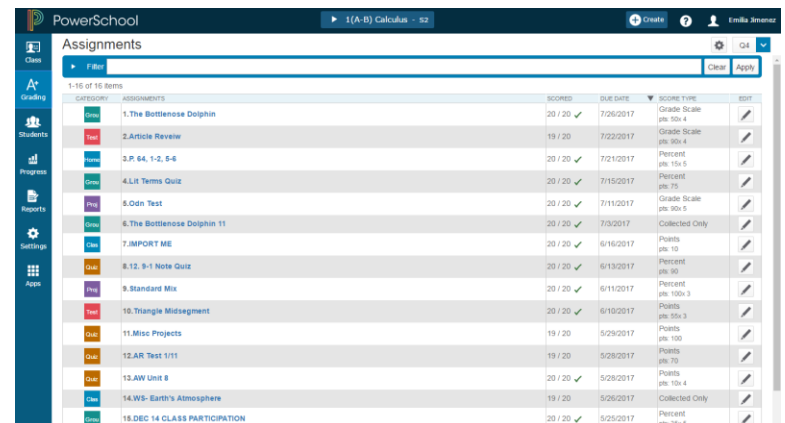
-and-

- Live Demonstration

LEARNING TARGETS

1. I can list 3 enhancements for teachers available in the new gradebook.
2. I can enter assignments and score standards in PowerTeacher Pro.
3. I can provide a recommendation for my building on how PowerTeacher Pro can be most effectively implemented this school year.

17-18 GWAEA PowerSchool Team



CATEGORY	ASSIGNMENTS	SCORED	DUE DATE	SCORE TYPE	EDIT
Grade Scale	1. The Bottlenose Dolphin	20 / 20 ✓	7/26/2017	Grade Scale pts 50x 4	✎
Top	2. Article Review	19 / 20	7/22/2017	Grade Scale pts 50x 4	✎
Top	3. P. 64, 1-2, 6-8	20 / 20 ✓	7/21/2017	Percent pts 15x 5	✎
Top	4. LIT Terms Quiz	20 / 20 ✓	7/15/2017	Percent pts 25	✎
Top	5. Odein Test	20 / 20 ✓	7/11/2017	Grade Scale pts 90x 5	✎
Top	6. The Bottlenose Dolphin 11	20 / 20 ✓	7/3/2017	Collected Only	✎
Top	7. IMPORT ME	20 / 20 ✓	6/16/2017	Points pts 10	✎
Top	8. 12. 9-1 Note Quiz	20 / 20 ✓	6/13/2017	Percent pts 95	✎
Top	9. Standard Mix	20 / 20 ✓	6/11/2017	Percent pts 100x 3	✎
Top	10. Triangle Midsegment	20 / 20 ✓	6/10/2017	Points pts 55x 3	✎
Top	11. Misc Projects	19 / 20	5/29/2017	Points pts 100	✎
Top	12. AR Test 1/11	19 / 20	5/28/2017	Points pts 70	✎
Top	13. AW Unit 8	20 / 20 ✓	5/28/2017	Points pts 10x 4	✎
Top	14. WS- Earth's Atmosphere	19 / 20	5/26/2017	Collected Only	✎
Top	15. DEC 14 CLASS PARTICIPATION	20 / 20 ✓	5/25/2017	Percent pts 35x 5	✎



INTRODUCTIONS



INTRODUCTIONS

1. Name
2. District/School
3. Subject Area/Grade Level
4. When will your building train teachers on PowerTeacher Pro?
5. What do you want to learn today?

THREE CORNER INTRODUCTIONS

Group Definitions

1 – Elementary

2 – Intermediate/Middle School

3 – High School





THREE CORNER DISCUSSION


- What type of grading scale do you use to score assignments and/or give final grades?
- How often do teachers enter scores in the Gradebook?
- What do you expect will be different in PowerTeacher Pro?



NEW! GRADEBOOK HIGHLIGHTS

WHAT'S NEW?

- Add “Incomplete”  and “Absent”  attributes on assignments
- Create assignments for specific students
- Duplicate assignments
- Inactivate assignment categories
- View individual student scoresheets
- View all comments for a student in one place
- View colored graphs of student progress
- Use with mobile devices










TRANSITION CONSIDERATIONS

PLANNING AHEAD

- District Setup Recommended
- School Level Setup Options
- Section Level Activation
- Activate at the Beginning of the Term
- Third Party Tools
- Report Cards
- Teacher Created Grade Scales

Color Levels	
Edit	
Green (5) ▼	
Light Green (4) ▼	
Yellow (3) ▼	
Orange (2) ▼	
Red (1) ▼	



Anderson, Nancy EF
Grade: 11

Report Card
2016-2017

Apple Grove High School 1
GWAEA Demo 1 Site

Header text

Course Name	Teacher	S1	Q1	Q2	Total Absences	Total Tardies
11 Social Studies CC	Butler, Beatrice EF				0	0
English 11 A	Bronie, Jane		A		0	0
Environmental Science A	Stein, Frank EF				0	0
Music	Mars, Adele EF				1	1
PhysEd 11	Dombeck, Barto EF				0	1
Spanish 3	Kook, Steve EF				0	0
Studio Pottery	Dall, Picasso EF				0	0
Trigonometry A	Marquez, Gabriel EF				0	0

GPA Calculations

Cum Simple GPA: 4.0000
Q1 GPA

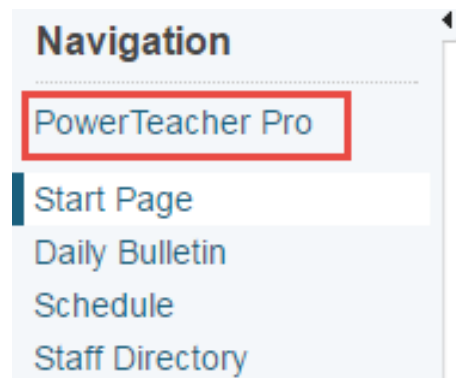
Term Totals			
	S1	Q1	Q2
Absences	1.0	1.0	0.0
Credit Hours	0	0	0



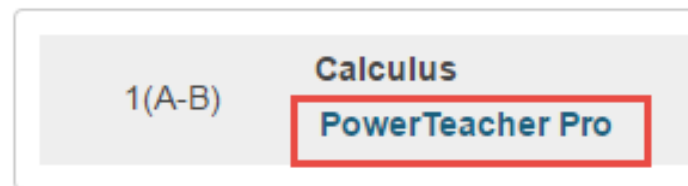
ACCESSING THE NEW GRADEBOOK

GETTING STARTED WITH PRO!

- Section set to Pro
 - Conversion Tool after start of term
- Link under Navigation and each Pro section



Current Classes



WELCOME TO PRO!

The screenshot displays the PowerSchool Pro interface. At the top, the header includes the PowerSchool logo, a class selector set to '1(A-B) Calculus - S2', and user controls for 'Create', help, and the user 'Emilia Jimenez'. The left sidebar contains navigation icons for Class, Grading (A+), Students, Progress, Reports, Settings, and Apps. The main content area is titled 'Assignments' and shows a list of 14 items. A pop-up window titled 'What's New in PowerTeacher Pro' is centered on the screen, listing key enhancements and providing a link to learn more about previous features. The background table lists assignments with columns for Category, Assignment Name, Scored, Due Date, Score Type, and an Edit button.

What's New in PowerTeacher Pro

Teachers - we've been busy building your most highly requested features!

Key enhancements:

- Add a preferred class name
- Import scores
- Copy traditional grade calculations
- New report options for standards and the full student schedule
- Comment Bank improvements
- Formatting toolbar for class, assignment, and category descriptions
- Final grade status check to confirm readiness for report cards
- See more students on a page by default

See [What's New in PowerSchool 10.1.2](#) to learn more about features introduced in the previous release.


[What's New in PowerSchool 11](#)

Close

CATEGORY	ASSIGNMENTS	SCORED	DUE DATE	SCORE TYPE	EDIT
Group	1.The S	20 / 20 ✓	7/26/2017	Grade Scale pts: 50x 4	
Test	2.Artic	19 / 20	7/22/2017	Grade Scale pts: 90x 4	
Home	3.P. 64,	20 / 20 ✓	7/21/2017	Percent pts: 15x 5	
Group	4.Lit Te	20 / 20 ✓	7/15/2017	Percent pts: 75	
Proj	5.Odn	20 / 20 ✓	7/11/2017	Grade Scale pts: 90x 5	
Quiz	6.12. 8	20 / 20 ✓	6/13/2017	Percent pts: 90	
Proj	7.Stand	20 / 20 ✓	6/11/2017	Percent pts: 100x 3	
Test	8.Trian	20 / 20 ✓	6/10/2017	Points pts: 55x 3	
Quiz	9.Misc	19 / 20	5/29/2017	Points pts: 100	
Quiz	10.AR	19 / 20	5/28/2017	Points pts: 70	
Quiz	11.AW	20 / 20 ✓	5/28/2017	Points pts: 10x 4	
Class	12.WS- Earth's Atmosphere	19 / 20	5/26/2017	Collected Only	
Group	13.DEC 14 CLASS PARTICIPATION	20 / 20 ✓	5/25/2017	Percent pts: 35x 5	
Quiz	14.Grace	19 / 20	5/21/2017	Points pts: 75	



LET'S TRY IT!



SETUP

CREATE CATEGORIES



- New Options
 - District/School Level Option
 - Active or Inactive Option
 - Additional colors – 8 total!
 - Three tabs



Blue



Orange



Teal



Tan



Green



Purple



Red




Gray


Category

Assignment Defaults

View All



OTHER SETUP OPTIONS

- Class Description
- Display Settings
- Grade Calculation 
- Recalculate Final Grades



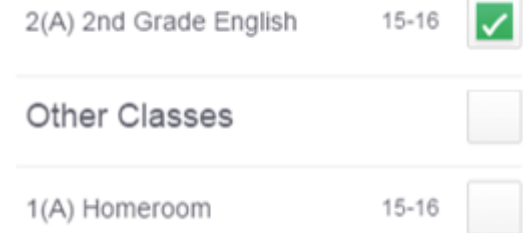
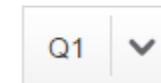
LET'S TRY IT!



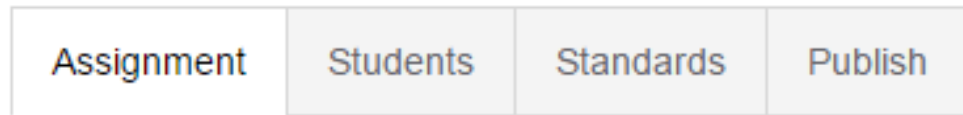
ASSIGNMENT CREATION

CREATING ASSIGNMENTS

- Easy access
- Top, right of screen
- New options!
 - Collected only
 - Apply to multiple classes
 - Assign to specific students





FOUR ASSIGNMENT TABS



- **Assignments** – Enter basic assignment information.
- **Students** – Select the students who will complete the assignment.
- **Standards** – Not applicable in all settings.
- **Publish** – Determine assignment publishing options.

EDITING ASSIGNMENTS

- Edit Pencil

CATEGORY	ASSIGNMENTS	SCORED	DUE DATE ▼	SCORE TYPE	EDIT
Lite	1. Soy de Iowa	9 / 9 ✓	7/8/2016	Points pts: 10	
Lite	2. Hola	9 / 9 ✓	7/7/2016	Points pts: 10	


- Edit Link

Assignment: Soy de Iowa			Edit Assignment	Show More
Score Type: Points (10)	Score: F 50% 5/10	Due: 7/8/2016		



ASSIGNMENT SCORING

SCORING ASSIGNMENTS



- Assignment List

CATEGORY	ASSIGNMENTS	SCORED	DUE DATE ▼	SCORE TYPE	EDIT
Life	1. Soy de Iowa	9 / 9 ✓	7/8/2016	Points pts: 10	
Life	2. Hola	9 / 9 ✓	7/7/2016	Points pts: 10	

- Spreadsheet (Traditional)

STUDENTS (20)	COURSE GRADE		Compare/C... (6/7/2016)	GIST Strat... (6/7/2016)	GIST Strat... (6/7/2016)	Compare/C... (6/8/2016)
1. Bertram, Stacy	F	40% 8/20	✓	0 !	8	
2. Bjorklund, Laura	B	85% 17/20	✓	6	11 !	

USING SCORE INSPECTOR


- Click in score cell to edit
- Enter, fill, and clear scores
- Add assignment attributes
- Enter assignment comments
- Mobile friendly
 - No right click!

The screenshot shows the 'Score Inspector' mobile application interface. At the top, there's a header with a close button (X), a grid icon, and a chat icon. Below the header, there's a section for 'AW Unit 8' with up and down arrows. Underneath is a 'SCORE' section with left and right arrows. A text input field is present with a clear button (X). Below the input field, it says 'Max Entry: 10'. A numeric keypad is displayed with digits 0-9, a 'Codes' button, and an 'Enter' button. Below the keypad is a row of status buttons: 'Missing' (exclamation mark), 'Collected' (checkmark), 'Late' (curved arrow), and 'Fill' (vertical double arrow). Below that is another row of status buttons: 'Incomplete' (half-circle), 'Exempt' (diagonal line), 'Absent' (chair), and 'Fill' (horizontal double arrow). At the bottom, there's a large text area for comments, with a character count 'Approximately 4000 Characters Left' at the very bottom. Four arrows point from the list on the left to the interface: a yellow arrow from 'Click in score cell to edit' points to the text input field; a yellow arrow from 'Enter, fill, and clear scores' points to the 'Enter' button; an orange arrow from 'Add assignment attributes' points to the 'Missing' button; and a green arrow from 'Enter assignment comments' points to the comment text area.

An abstract graphic featuring flowing, wavy lines in a spectrum of colors including red, orange, yellow, green, and blue, creating a sense of movement and energy. The waves are layered and translucent, with some areas appearing more vibrant than others.

ASSIGNMENT VIEWS

VIEWING ASSIGNMENTS



- Assignment List

Assignments

Q4 ▼

► Filter

Clear

Apply

1-4 of 4 items

CATEGORY	ASSIGNMENTS	SCORED	DUE DATE ▼	SCORE TYPE	EDIT
Read	1. Compare/Contrast Reading - 2	0 / 20	6/8/2016	Points pts: 10	
Read	2. Compare/Contrast Reading - 1	20 / 20 ✓	6/7/2016	Collected Only	
Read	3. GIST Strategy Reading	13 / 13 ✓	6/7/2016	Points pts: 10	

- Spreadsheet (Traditional)

STUDENTS (20)	COURSE GRADE	Compare/C... (6/7/2016)	GIST Strat... (6/7/2016)	GIST Strat... (6/7/2016)	Compare/C... (6/8/2016)
1. Bertram, Stacy	F 40% 8/20	✓ 	0 	8	
2. Bjorklund, Laura	B 85% 17/20	✓ 	6	11 	



LET'S TRY IT!



ASSIGNMENT ACTIVITY

ASSIGNMENT ACTIVITY

1. Create a new assignment.
2. Duplicate the assignment.
3. Copy the assignment to another class.
4. Fill scores for the assignment.
5. Add attributes to 4 assignments.
6. Insert an assignment comment.
7. Switch to the Scoresheet view.
8. Change the name of the assignment.

An abstract graphic featuring flowing, wavy bands of color. The top band transitions from yellow to orange to red. The bottom band features red, teal, and blue. The central area is white, providing a space for the text.

QUIZ!



QUIZ 1

1. What are two ways to view an assignment?
2. Name one new feature in PowerTeacher Pro.
3. Where is the “copy” process found for assignments and grade calculations?


QUIZ 1

1. What are two ways to view an assignment?
 - Assignment List and Scoresheet
2. Name one new feature in PowerTeacher Pro.
 - Answers will vary
 - ex. Attributes, Student Specific Assignments
3. Where is the “copy” process found for assignments and grade calculations?
 - Gear in top, right corner of screen



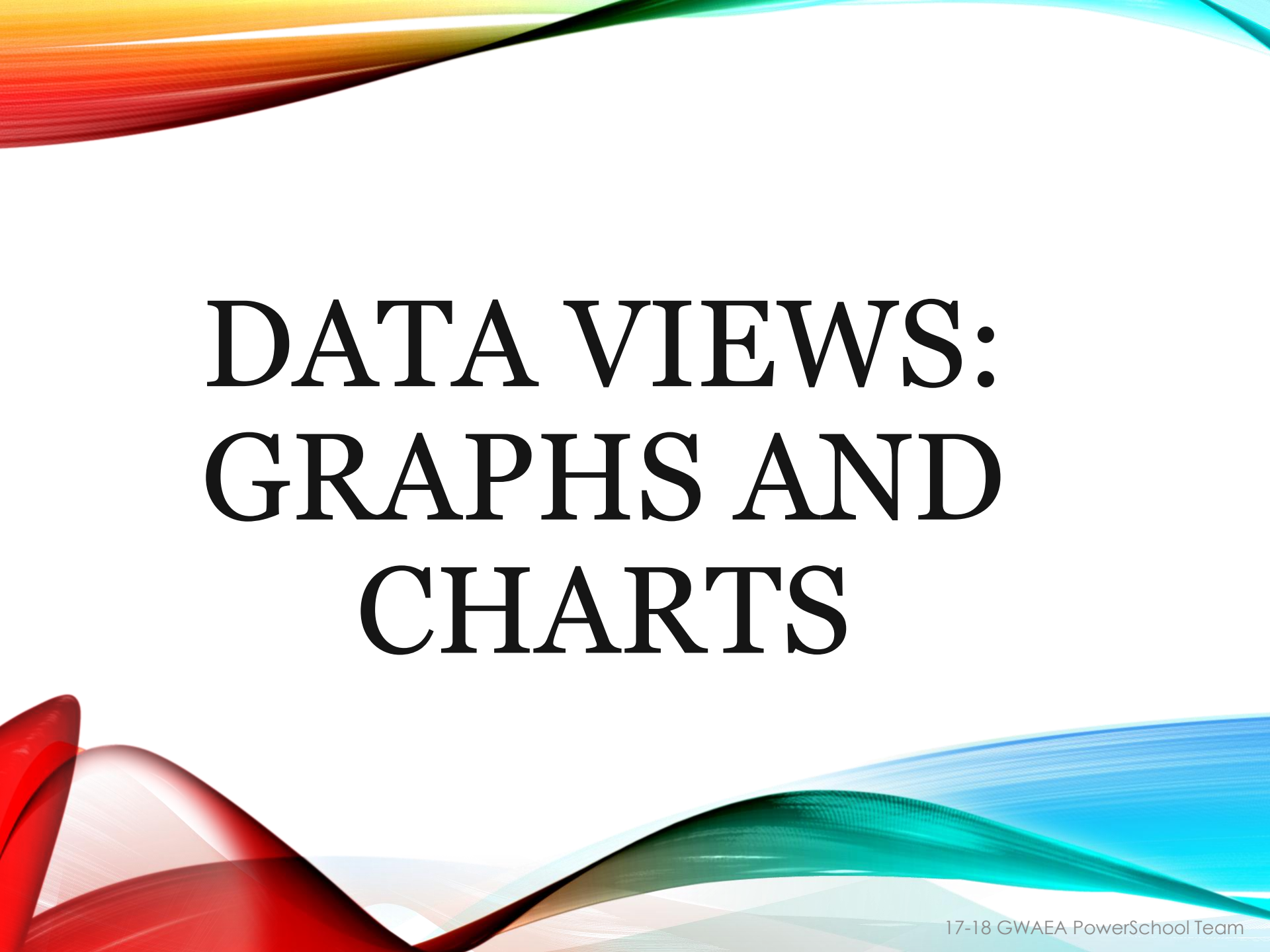
ASSIGNMENT IMPORTING & EXPORTING

IMPORT AN ASSIGNMENT

- Assignment List Scoring Screen
 - Open an assignment as if to score
- Gear 
 - Export a score template
 - Complete the Score Column
 - Import Scores



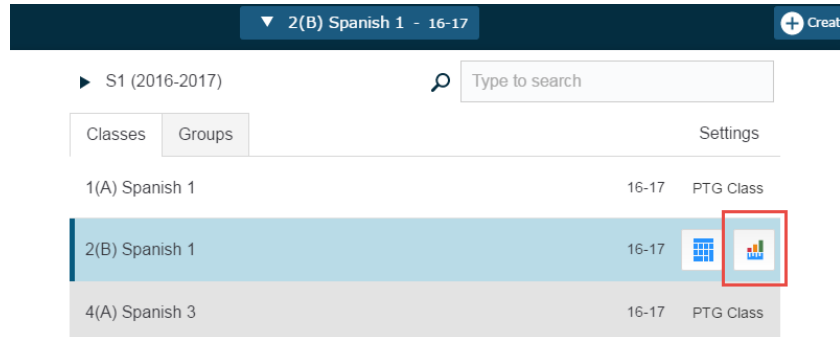
LET'S TRY IT!





DATA VIEWS: GRAPHS AND CHARTS


TRADITIONAL DATA VIEWS

- Top of Screen



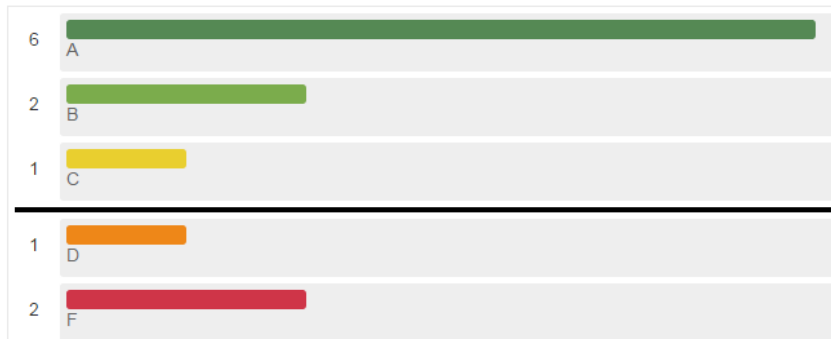
▼ 2(B) Spanish 1 - 16-17			+ Create
► S1 (2016-2017)		🔍 Type to search	
Classes	Groups	Settings	
1(A) Spanish 1	16-17	PTG Class	
2(B) Spanish 1	16-17	 	
4(A) Spanish 3	16-17	PTG Class	

- Progress Link




Traditional Grades Progress

2nd Grade English (Q4)



ADDITIONAL DATA OPTIONS

- Final Grades
 - Term Specific
 - Absences & Tardies
 - Attributes
- Full Year Final Grades
- Comment Verification
- Category Totals



Grades

Standards

Traditional

Comment Verification

Category Totals

All Reporting Terms



LET'S TRY IT!



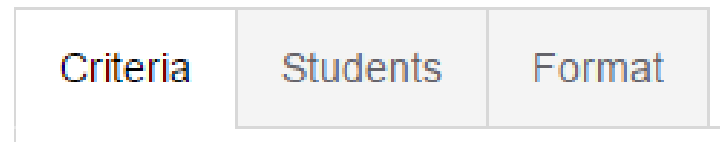
REPORTING

FOUR REPORTING OPTIONS



- Individual Student Report
- Multi-Function Assignment Report
- Scoresheet Report
- Student Roster

THREE REPORT TABS



- **Criteria** – Determine which data will print.
- **Students** – Select which students to include in the report (includes dropped students).
- **Format** – Determine the shading, orientation, and teacher notes to include.

REPORTING ENHANCEMENTS

- Modern look
- Include or exclude all assignment attributes (ex. missing, absent, etc.)
- Add more criteria:
 - Grade Range
 - Landscape or Portrait
 - PDF or Excel

SAMPLE REPORTS

Individual Student Report	Bertram, Stacy
---------------------------	----------------

Class: 2(A) 2nd Grade English	Teacher: Cortez
-------------------------------	-----------------

Final Grade

Rpt. Term	Grade	Percent	Absent	Tardy	Missing	Late	Incomplete
Q4	F	40%			1	0	0

Assignment Scores

Date	Category	Assignment	Score	Pts	%	Grade	Flags
Individual Student Report			Bertram, Stacy				
Class: 2(A) 2nd Grade English			Teacher: Cortez				
06/08/2016	Reading	Compare/Contrast Reading	Final Grade				
06/07/2016	Reading	Compare/Contrast Reading	Rpt. Term	Grade	Percent	Absent	Tardy
06/07/2016	Reading	GIST Strategy Reading	Q4	F	40%		
06/07/2016	Reading	GIST Strategy Reading	Missing	Late	Incomplete		
			1	0	0		

Assignment Scores

Date	Category	Assignment	Score	Pts Poss	%	Grade	Flags
06/08/2016	Reading	Compare/Contrast Reading - 2		10			
06/07/2016	Reading	Compare/Contrast Reading - 1					Co
06/07/2016	Reading	GIST Strategy Reading	0	10	0%	F	Mi
06/07/2016	Reading	GIST Strategy Reading - 2	8	10	80%	B	



LET'S TRY IT!



REPORT ACTIVITY




REPORT ACTIVITY

1. Run a report to view all assignment scores for an individual student.
2. Run a report to create a teacher checklist of all missing, late, incomplete, and absent assignments.
3. Run a report that looks just like your scoresheet.
4. Run a report that includes students' birthdays and three blank columns.

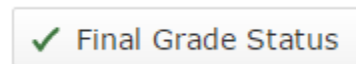


FINALIZING GRADES

COMMENT VERIFICATION



- View Report Card Comments
- View Final Grades
- Override Final Grades
- Mark Grades as Complete





LET'S TRY IT!



STUDENT DATA



INDIVIDUAL STUDENT VIEWS

- Select a student
- Filter to find a student
- Enter assignment data
- View progress
- Retrieve demographic data

Assignments

Standards Progress

Comment Log

Demographics

Quick Lookup

Standard Grades



LET'S TRY IT!



GUARDIAN VIEWS

QUICK LOOKUP

Quick Lookup \$

Select screens ▼

Moses, Jill EF 9 36538 AGHS1

Quick Lookup

Standards Grades

Click final
grades for
more detail!

Attendance By Class																						
Exp	Last Week					This Week					Course	Q1	Q2	S1	Q3	E2	S2	Q4	Absences		Tardies	
	M	T	W	H	F	M	T	W	H	F									S1	16-17	S1	16-17
1(A)											Study Hall Kook, Steve EF	--	--	--	--	--	--	--	0	0	0	0
1(B)											Intro to Art Dali, Picasso EF	--	--	--	--	--	--	--	0	0	0	0
2(B)											Spanish 1 Kook, Steve EF	A- 90	--	A- 90	--	--	--	--	0	0	0	0
5(A-B)											Music Mars, Adele EF	--	--	--	--	--	--	--	0	0	0	0

5(A-B)

Assignment Scores

Due Date	Category	Assignment	Standard	Score	%	Grd	Codes
07/08/2016	Speaking	Greetings		8/10	80%	B-	

Grades last updated on 07/08/2016

✔ - Collected, ▲ - Late, ■ - Missing, ◆ - Score is exempt from final grade, ✖ - Assignment is not included in final grade

REPORT CARDS



Report Card
2016-2017

Apple Grove High School 1
GWAEA Demo 1 Site

Anderson, Nancy EF
Grade: 11

Header test

Course Name	Teacher	S1	Q1	Q2	Total Absences	Total Tardies
11 Social Studies CC	Butler, Beatrice EF				0	0
English 11 A	Bronte, Jane		A		0	0
Environmental Science A	Stein, Frank EF				0	0
Music	Mars, Adele EF				1	1
PhysEd 11	Dombeck, Barto EF				0	1
Spanish 3	Kook, Steve EF				0	0
Studio Pottery	Dali, Picasso EF				0	0
Trigonometry A	Marquez, Gabriel EF				0	0

GPA Calculations

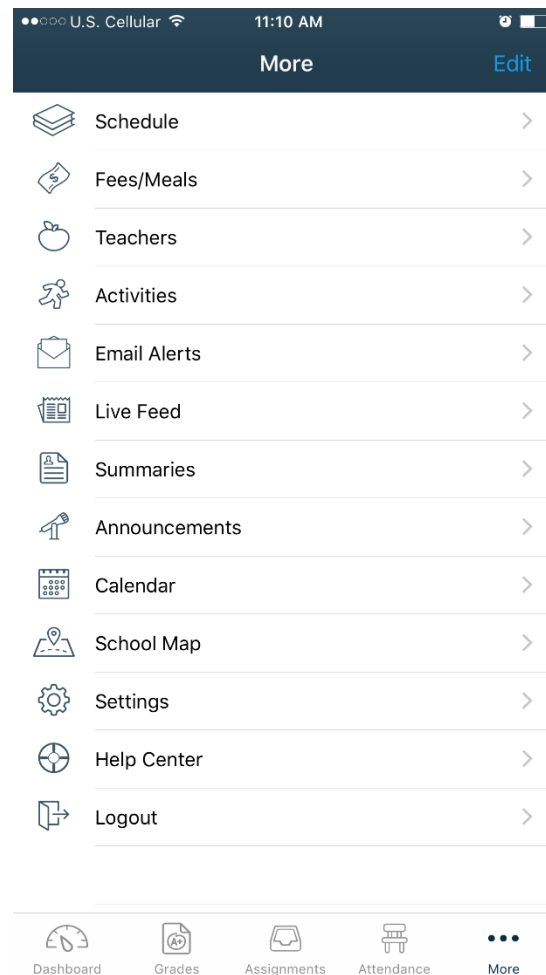
Cum Simple GPA 4.0000


Q1 GPA

Term Totals			
	S1	Q1	Q2
Absences	1.0	1.0	0.0
Credit Hours	0	0	0

POWERSCHOOL APP

- District Code – 4 Letters!
- Enabled by District
- Settings by School
- Lots of information!





TROUBLESHOOTING TIPS



TABLE TALK

- At your table, identify 2-3 questions you think teachers will have about PowerTeacher Pro.

Be prepared to share!



TIPS TO REMEMBER!

- Log out to view changes.
- Check your filters!
- Use the help menu.
- Regularly check data views for class overview.
- Use the options in the gear.
- The upper, right corner often has links to more information.
- Establish building PT Pro experts! **That's you!**



QUESTIONS

THANK YOU FOR ATTENDING!

We look forward to working with you more in the coming weeks as your district moves to PowerTeacher Pro!

